




Westridge MS

Media Center Collection Development Plan
2023-24


Nicole L. Jefferson (Sep 28, 2023 12:21 EDT)

Nicole L. Jefferson
Principal


Lisa Kress (Sep 28, 2023 15:02 EDT)

Lisa M. Kress
Certified Educational Media Specialist

Table of Contents

Table of Contents	2
Executive Summary	2
District Strategic Plan 2025	2
School Collection Development Plan	3
School Analysis	3
Collection Analysis (July 2023)	3
Collection Analysis by Category (July 2023)	5
Notes	6
Representation Analysis	6
Results	7
Summary	7
Strategic Focus	7
Budget and Purchasing Plan	8
Annual Budget 2023-2024	8
Purchasing Plan 2023-2024	9
Year-to-Year Collection Change	10

Executive Summary

District Strategic Plan 2025

Orange County Public Schools is the eighth-largest school district in the United States and the fourth largest in Florida. The district serves more than 206,000 students at 202 schools and is one of the largest employers in Central Florida with more than 25,000 team members.

Vision: To ensure every student has a promising and successful future.

Mission: With the support of families and the community, we create enriching and diverse pathways to lead our students to success.

School Collection Development Plan

Westridge MS serves 1200 students enrolled in grades sixth through eighth. The student population's ethnicity is made of 50% Hispanic and 50% Non-Hispanic students. Additionally, we serve a diverse population made up of 49% White, 46% Black, 0% Native, 2% Asian, 1% Pacific, and 2% Multicultural students.

The administration includes Principal Nicole L. Jefferson, Assistant Principal Fabiola Guillaume, and Assistant Principal Emilio Vitulli. Westridge MS is proud to offer many special programs which provide students with opportunities. These include SGA, Battle of the Books, Book Club, Book Fair, Latinos in Action, Chorus, Band, Tech Sassy Girlz, Debate Club, and Intramural Sports such as: Soccer, Volleyball, Basketball, and Track.

A thorough analysis of the current media center collection at Westridge MS indicates that the average age of the collection is 2010 and the number of books per student is 8. The [American Association for School Libraries](#) has established a criteria for highly effective media centers that includes a ratio of 15-20 books available per student in the collection.

At this time, Westridge MS does not meet the recommended standards for the number of books per student.

The analysis of the collection also revealed the following areas of strengths and concerns:

- Reading proficiency increased in 7th and 8th grade during the 2022-23 school year.
 - 6th grade proficiency in reading decreased.
- The average age of the collection is 2010.
- Fiction availability currently resides at 57% and Non- Fiction availability currently resides at 38%
- Science and Technology collections need updating to current standards as the average age of books is 2010.

School Assessment Analysis

The school assessment analysis provides an overview of the school's assessment data for the previous two school years.

Proficiency Data							
Assessment	2021-22	Assessment	2022-23	Assessment	2021-22	Assessment	2022-23
FSA ELA Grade 6	28%	FAST ELA Proficiency Grade 6	25%	FSA Math Grade 6	28%	FAST Math Proficiency Grade 6	48%
FSA ELA Grade 7	21%	FAST ELA Proficiency Grade 7	26%	FSA Math Grade 7	31%	FAST Math Proficiency Grade 7	34%
FSA ELA Grade 8	26%	FAST ELA Proficiency Grade 8	31%	FSA Math Grade 8	33%	FAST Math Proficiency Grade 8	53%
Civics EOC	41%	Civics EOC	45%	FSA Algebra 1 EOC	91%	BEST Algebra 1 EOC	85%
NGSSS Sci 8 EOC	32%	NGSSS Sci 8 EOC	32%	FSA Geometry EOC	92%	BEST Geometry EOC	80%

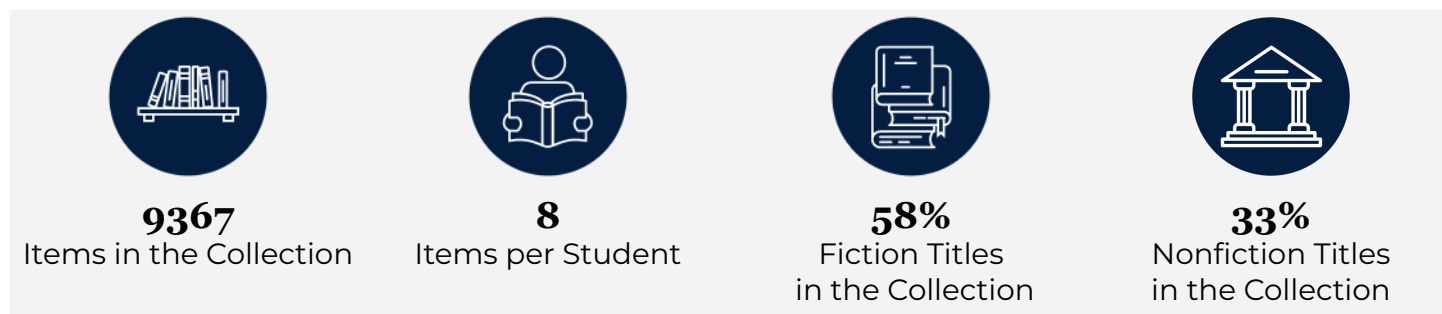
Comparison between 2021-22 and 2022-23 Testing Data

(adapted from <https://www.fldoe.org/accountability/assessments/k-12-student-assessment/results/2023.stml>)

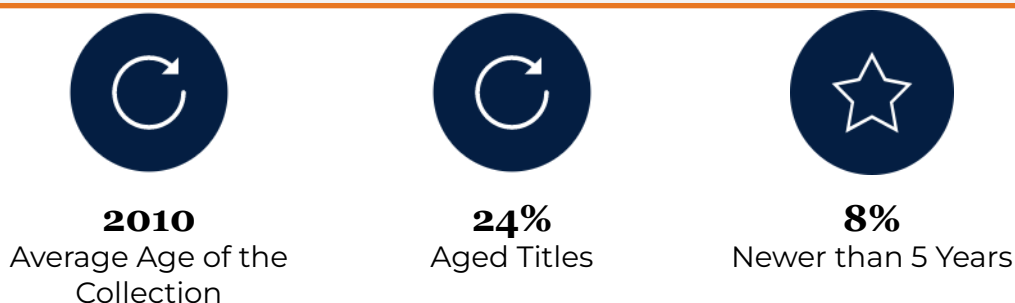
In 2023, the state transitioned from Florida Standards Assessments (FSA) to Florida Assessment of Student Thinking (FAST) for English Language Arts (ELA) and Mathematics. The 2022-23 for FAST and Benchmarks for Excellent Student Thinking (B.E.S.T.) End-of-Course (EOC) assessments are based on **provisional** achievement level cuts that are linked to each assessment's respective 2021-22 reporting scale. Comparisons should not be made between the 2023 data and previous years' data.

Collection Analysis

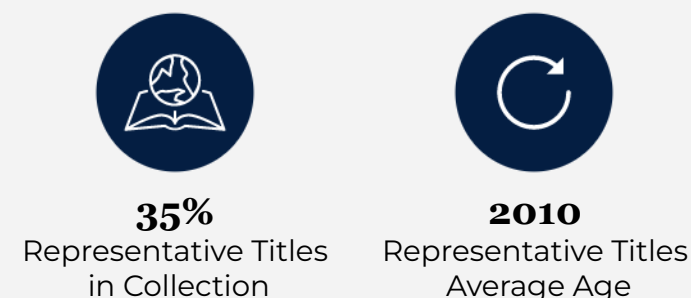
The collection is developed for and influenced by students, their interests, academic needs and alignment to the curriculum. The data below is a snapshot of the collection based on a Titlewise Analysis from July 2023. Purchasing or weeding after that time is not reflected in this data.



Library media resources are curated to include both recently published works and classics that both rightfully impact the average age of the collection.



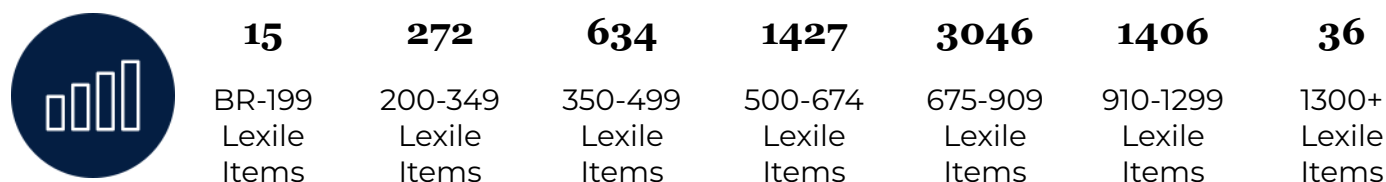
Library media resources should be representative of the school. A commitment to representative literature is reflective of **OCPS values such as equity, inclusion, and respect.**



Social-Emotional Learning (SEL) library media resources can contribute to the **development of character and social-emotional skills**, one of the OCPS's key performance indicators.



Library media resources are distributed across the ***Lexile reading level ranges*** noted below.



Collection Analysis by Category

The information collected in this section provides a detailed look at the current library collection by classification and genre. The information was gathered from Follett Destiny, the library management system, and Titlewave, the vendor's ordering and analysis tool.

Section	# of Titles	Average Age
Computer Science, Information & General Works	68	2012
Philosophy & Psychology	61	2012
Religion	33	2011
Social Sciences	507	2009
Language	118	2009
Science	717	2010
Technology	313	2009
Arts & Recreation	453	2012
Literature	60	2005
History & Geography	626	2008
Biography	346	2010
Easy	4	2002
General Fiction	4712	2011
Graphic Novels	1322	2013

Notes

- In addition to the physical media center collection, the district provides almost 5,000 eBooks, audiobooks and digital magazines.*

Representation Analysis

Enrollment & Demographic Data					
1200 2023-24 Student Enrollment as of September 7, 2023	Subgroups		Federal Ethnicity		
	58% ELL	11% ESE	50% Hispanic	50% Non-Hispanic	
Federal Race Category					
49% White	46% Black	0% Native	2% Asian	1% Pacific	2% Multicultural

To deepen focus on strategic collection development, specific sections of the collection were analyzed in detail to determine whether the media center collection reflects and represents various points of view and experiences. The goal is to provide a balanced collection that can be both a mirror, to reflect a reader's experience, and a window, so readers can experience different viewpoints.

Results

Based on the available school data of Westridge MS in comparison to Collection Analysis results, it was found that:

Student Representation	% of Students	Total # of Titles	Total % of Titles	Avg. Age of Titles
Hispanic	50%	546	6%	2014
Black	46%	412	4%	2010
Native	0%	96	0%	2005
Asian	2%	66	0%	2012

Strategic Focus

This page lists the priorities for selection and weeding for each school year and includes the action, updates, and outcomes. This is subject to change due to funding and time constraints.

School Year	Strategic Focus
2023-2024	Selection Priorities <ul style="list-style-type: none">• Add Latino and African American both fiction and non-fiction in 3-8th grade reading levels that speak to the reader's interest, culture, and community.• Update Science, Technology, Stem, and Steam collections to 21st Century standards.• Update SEL and Diversity collections that meet student/community needs.
	Weeding Priorities <ul style="list-style-type: none">• Focus on Ocps Catalog Project• Weeding will focus on aged and out of date titles• The average age of the collection should improve once weeding is completed.
2024-2025	Selection Priorities <ul style="list-style-type: none">• Purchase both Fiction and Non-fiction books that prioritize African American and Latino communities interests and needs.• Focus on Human Rights and Civil Rights selections• Continue updates on Science, Technology, Stem and Steam collections.
	Weeding Priorities <ul style="list-style-type: none">• Focus on Ocps Catalog Project• Weeding will focus on aged and out of date titles• The average age of the collection should improve once weeding is completed.

Budget and Purchasing Plan

This page outlines the current budget available and specifically lists the priorities for this school year (2023-2024).

Annual Budget 2023-2024

State Funds	
Source	Amount
State (1001111000)	9,908.44
Internal Accounts	
Source	Amount
Book Fair Profits	TBD- 1000.00- 2500.00
Scholastic Bucks	0.00
Library Fines	0.00
Grants or Donations	0.00
TOTAL	12408.44

Purchasing Plan 2023-2024



Approximate Purchasing Plan	
Purpose	Amount
Fiction and Non- Fiction - Latino and African American Titles	3500.00
Science, Stem, and Steam	2500.00
Diversity and SEL	2000.00
TOTAL	8000.00

Year-to-Year Collection Change

The information below represents the year-to-year change within the library media center collection from the 2022-23 to 2023-24 school year. The 2022-23 data is based on a collection analysis from June 2022, while the 2023-24 is based on a collection analysis from July 2023.

Data Reflection

- Average age of the collection has decreased and needs to improve.
- The items per student increased however improvement is needed to meet the 15 books per student needed to meet goals.
- Continue weeding and make discerning purchases to increase the average age of collection.

2022-23 Purchased and Weeded Materials		
Materials Added to the Collection		Materials Weeded from the Collection
Category	2022-23	2023-24
 Items in the Collection	10641	9367
 Items per Student	9	8
 Average Age of Collection	2010	2010
 Representative Titles in the Collection	38%	35%